



Mathematical Methods

Written Examination 2

2024 Insight Year 12 Trial Exam Paper

Worked Solutions

This book presents:

- worked solutions
- mark allocations
- tips.

This trial examination produced by Insight Publications is NOT an official VCAA paper for the 2024 Year 12 Mathematical Methods written examination 2. The Publishers assume no legal liability for the opinions, ideas or statements contained in this trial examination. This examination paper is licensed to be printed, photocopied or placed on the school intranet and used only within the confines of the purchasing school for examining their students. No trial examination or part thereof may be issued or passed on to any other party, including other schools, practising or non-practising teachers, tutors, parents, websites or publishing agencies, without the written consent of Insight Publications. Insight Publications has made every effort to meet VCAA's updated accessible font and layout specifications as of the information available on 08/02/2024.

Copyright © Insight Publications 2024

Answers to multiple-choice questions

Question	Answer
1	B
2	D
3	B
4	A
5	A
6	D
7	C
8	B
9	B
10	D
11	D
12	C
13	D
14	D
15	A
16	B
17	B
18	C
19	B
20	A

SECTION A**Question 1****Answer: B****Explanatory notes**

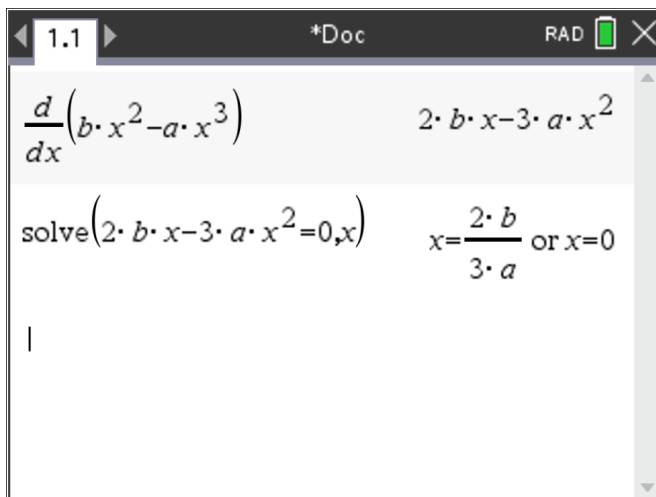
The amplitude is the size of the coefficient of cosine: 3.

The period is 2π divided by the coefficient of x : $\frac{2\pi}{2\pi} = 1$.

The period can also be observed by sketching the graph.

Question 2**Answer: D****Explanatory notes**

The best way to answer questions like this is to use the 'Solve' functionality on a CAS.



Question 3**Answer: B****Explanatory notes**

The system of equations will have infinite solutions when the equations represent the same line.

The two equations can be rearranged to give $y = -\frac{1}{\lambda}x + 3$ and $y = -\frac{\lambda}{4}x + 3$.

Since the y -intercepts are already the same, these two equations are the same line when their gradients are the same: $-\frac{1}{\lambda} = -\frac{\lambda}{4}$.

1.1 *Doc RAD

$$\text{solve}\left(\frac{-1}{\lambda} = \frac{-\lambda}{4}, \lambda\right)$$

$$\lambda = -2 \text{ or } \lambda = 2$$

Question 4**Answer: A****Explanatory notes**

For $X \sim \text{Bi}(n, p)$, the mean is np and the standard deviation is $\sqrt{np(1-p)}$.

1.1 *Doc RAD

$$\text{solve}\left(\left\{\begin{array}{l} n \cdot p = 3 \\ \sqrt{n \cdot p \cdot (1-p)} = 1.5 \end{array}\right\}, \{n, p\}\right)$$

$$n = 12. \text{ and } p = 0.25$$

Question 5**Answer: A****Explanatory notes**

The domain of a sum/difference function is the intersection of the domains of each section of the function. $\log_e(5-x)$ has a domain of $(-\infty, 5)$ and $\sqrt[3]{x+1}$ has a domain of R .

Therefore, the overall domain is $(-\infty, 5)$.

Question 6**Answer: D****Explanatory notes**

$y = x^{\frac{1}{3}}$ is the only graph which does not converge to a limit as $x \rightarrow \infty$ or $x \rightarrow -\infty$.

This can be seen by sketching the five graphs or by considering what happens to the five graphs as $x \rightarrow \infty$ or $x \rightarrow -\infty$.

Question 7**Answer: C****Explanatory notes**

The sum of the probabilities must equal 1.

$$0.15 + 0.1 + m + m^2 = 1$$

Solving this gives $m = -1.5$ or $m = 0.5$. Since m is a probability, it must be 0.5.

Therefore, the mean is

$$\begin{aligned} E(X) &= 0 \times 0.15 + 1 \times 0.1 + 2 \times 0.5 + 3 \times 0.25 \\ &= 1.85 \end{aligned}$$

Question 8**Answer: B****Explanatory notes**

The function is smooth and continuous when the function values and derivative values are equal at the change-over point.

That is, $\lim_{x \rightarrow a^-} f(x) = \lim_{x \rightarrow a^+} f(x)$ and $\lim_{x \rightarrow a^-} f'(x) = \lim_{x \rightarrow a^+} f'(x)$.

The screenshot shows a calculator window with the following content:

- Line 1: $\frac{d}{dx}(x^2+1)$ on the left and $2 \cdot x$ on the right.
- Line 2: $\frac{d}{dx}(-x^2+4 \cdot x+b)$ on the left and $4-2 \cdot x$ on the right.
- Line 3: $\text{solve}\left(\left\{\begin{array}{l} a^2+1=-a^2+4 \cdot a+b \\ 2 \cdot a=4-2 \cdot a \end{array}\right\}, \{a,b\}\right)$ on the left.
- Line 4: $a=1$ and $b=-1$ on the right.

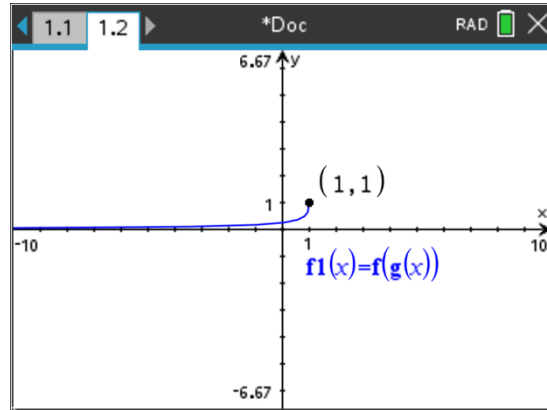
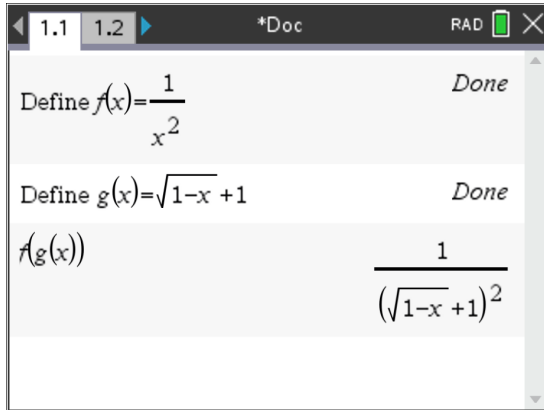
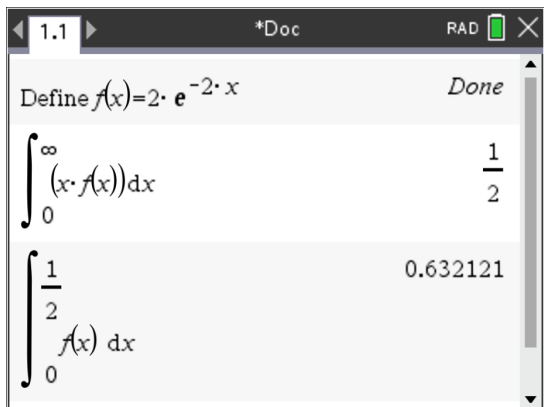
Question 9**Answer: B****Explanatory notes**

$$\begin{aligned}
 \int_{-3}^3 -f(x) dx &= -\int_{-3}^3 f(x) dx \\
 &= -\left(\int_{-3}^{-1} f(x) dx + \int_{-1}^3 f(x) dx\right) \\
 &= -\left(-\int_{-1}^{-3} f(x) dx + \int_{-1}^3 f(x) dx\right) \\
 &= -(-7+1) \\
 &= -(-6) \\
 &= 6
 \end{aligned}$$

Question 10**Answer: D****Explanatory notes**

The range of a graph is very difficult to work out without sketching.

Sketch the graph of $y = (f \circ g)(x)$.

**Question 11****Answer: D****Explanatory notes**

Question 12**Answer: C****Explanatory notes**

$$f(x) + g(x) = -\log_e(1-x)$$

$$\log_e(x+1) + g(x) = -\log_e(1-x)$$

$$g(x) = -\log_e(1-x) - \log_e(x+1)$$

$$g(x) = -[\log_e(1-x) + \log_e(x+1)]$$

$$g(x) = -[\log_e(1-x^2)]$$

$$g(x) = \log_e\left(\frac{1}{1-x^2}\right)$$

Question 13**Answer: D****Explanatory notes**

The width of a confidence interval is twice the size of the margin of error: $z\sqrt{\frac{\hat{p}(1-\hat{p})}{n}}$.

To halve the size of the margin of error, we need $\frac{z}{2}\sqrt{\frac{\hat{p}(1-\hat{p})}{n}}$, which is equivalent

to $z\sqrt{\frac{\hat{p}(1-\hat{p})}{4n}}$. Therefore, the sample size needs to be four times greater: $120 \times 4 = 480$.

Question 14**Answer: D****Explanatory notes**

The trapezium approximation formula can be used here.

$$\begin{aligned} \text{Area} &\approx \frac{4-1}{2(3)} \left[(1+1) + 2(1+\sqrt{2}) + 2(1+\sqrt{3}) + (1+\sqrt{4}) \right] \\ &\approx 7.6 \end{aligned}$$

**Tip**

- *The trapezium approximation formula can be found on the formula sheet. In the formula, n is the number of trapeziums to be used, x_0 is the lower terminal of integration and x_n is the upper terminal of integration.*

Question 15**Answer: A****Explanatory notes**

For cubics with two stationary points, the non-stationary point of inflection is the only point where the tangent does not cross the graph at any other point. This can be deduced from looking at the graph of a cubic with two stationary points.

Therefore, the x -value of this tangent is found by solving for when the second derivative equals zero.


The y -intercept of this tangent is $-\frac{16}{27}$.

The screenshot shows a TI-84 Plus calculator interface with the following steps:

- 1. The derivative of the cubic function $2 \cdot x \cdot (x-1) \cdot (x+3)$ is calculated, resulting in $12 \cdot x + 8$.
- 2. The equation $12 \cdot x + 8 = 0$ is solved for x , yielding $x = -\frac{2}{3}$.
- 3. The tangent line is defined using the `tangentLine` function: $y = \text{tangentLine}(2 \cdot x \cdot (x-1) \cdot (x+3), x, -\frac{2}{3})$.
- 4. The resulting equation of the tangent line is displayed as $y = \frac{-26 \cdot x}{3} - \frac{16}{27}$.

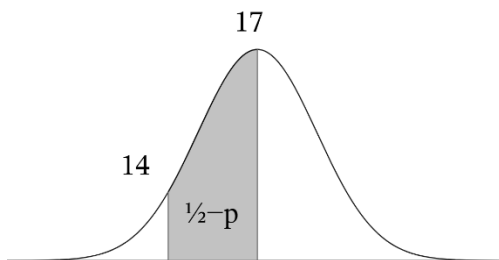
Question 16**Answer: B****Explanatory notes**

By symmetry, if $\Pr(X > 20) = p$ then $\Pr(X < 14) = p$ too.



Also, $\Pr(X \leq 17) = \frac{1}{2}$.

Therefore, $\Pr(14 < X \leq 17) = \frac{1}{2} - p$.

**Tip**

- *Draw a diagram of the normal distribution for questions such as these. Plot the points equidistant from the mean and use the symmetry of the curve.*

Question 17**Answer: B****Explanatory notes**

The top right vertex of the rectangle has coordinates $(a, 4 - a^2)$ where $a \in (0, 2)$.

Therefore, the area of the rectangle is $A = a(4 - a^2)$.

The maximum value of A is found by solving for when $\frac{dA}{da} = 0$.

The screenshot shows a calculator window with the following content:

$$\frac{d}{da}(a \cdot (4 - a^2)) \quad 4 - 3 \cdot a^2$$

$$\text{solve}(4 - 3 \cdot a^2 = 0, a)$$

$$a = \frac{-2 \cdot \sqrt{3}}{3} \text{ or } a = \frac{2 \cdot \sqrt{3}}{3}$$

$$a \cdot (4 - a^2) \Big|_{a = \frac{2 \cdot \sqrt{3}}{3}} \quad \frac{16 \cdot \sqrt{3}}{9}$$

**Tip**

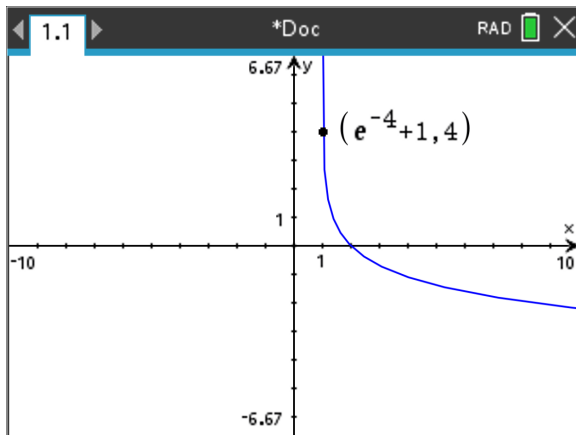
- *Always read the question carefully and check which value is required. You could do all the working out correctly for this question but select A instead of B because you stopped after finding the value of a which gives the maximum area, rather than continuing on to find the actual maximum area.*

Question 18**Answer: C****Explanatory notes**

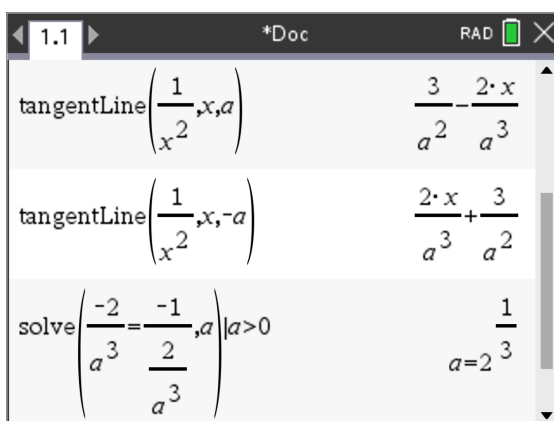
$(f \circ g)(x)$ is defined if the range of g is a subset (or equal to) the domain of f .

Therefore, the maximum range of g could be $(-\infty, 4]$.

Sketching the graph of $y = g(x)$ and making sure its range fits this set leads to a maximal domain of g of $[e^{-4} + 1, \infty)$.

**Question 19****Answer: B****Explanatory notes**

Find the tangents at $x = a$ and $x = -a$. Then set the gradient of one to be the negative reciprocal of the other and solve for a .

**Tip**

- Use your CAS to find the equation of a tangent line. This will help you avoid doing a lot of unnecessary algebra by hand.

Question 20**Answer: A****Explanatory notes**

The derivative of $[f(x)]^2$ is $2f(x)f'(x)$.

Using the quotient rule, the derivative of $\frac{[f(x)]^2}{g(x)}$ is $\frac{2f(x)f'(x)g(x) - [f(x)]^2 g'(x)}{[g(x)]^2}$.

Substituting in 1 for x gives the gradient of the tangent as -6 .

The equation of the tangent at $x=1$ is therefore $y - \frac{[f(1)]^2}{g(1)} = -6(x-1)$, which simplifies to $6x + y = 8$.

SECTION B**Question 1a.****Worked solution**

Solving $f(x) = 0$ gives $x = 0$ or $x = 1$.

$\therefore (0, 0)$ and $(1, 0)$

Mark allocation: 1 mark

- 1 mark for both correct coordinates

Question 1b.**Worked solution**

Solving $f'(x) = 0$ gives $x = 0$ or $x = \frac{2}{3}$.

$$f(0) = 0 \text{ and } f\left(\frac{2}{3}\right) = \frac{4}{27}.$$

$\therefore (0, 0)$ and $\left(\frac{2}{3}, \frac{4}{27}\right)$

Mark allocation: 1 mark

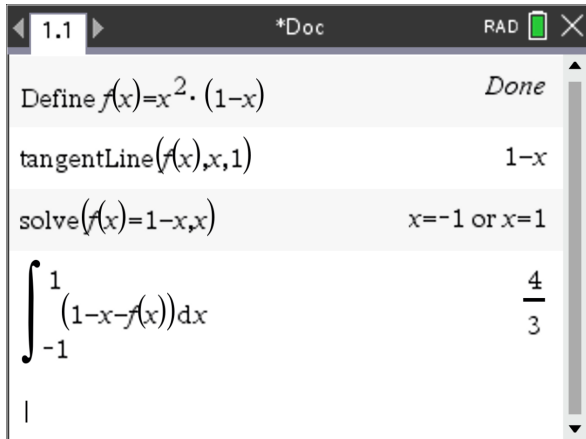
- 1 mark for both correct coordinates

Question 1c.**Worked solution**

The tangent at $x=1$ is $y=1-x$.

Solving $f(x)=1-x$ gives two points of intersection at $x=1$ and $x=-1$.

The area bound by the graphs is $\int_{-1}^1 [(1-x) - f(x)] dx = \frac{4}{3}$.

**Mark allocation: 3 marks**

- 1 mark for the equation of the tangent line
- 1 mark for finding the x -values of the intersections

Note: seeing these values as the terminals of the integral is sufficient to earn this mark.

- 1 mark for the final answer: $\frac{4}{3}$

Question 1d.**Worked solution**

The maximum turning point occurs when $g'(x) = 0$. Solving this gives $x = \frac{m}{m+1}$, which

gives a corresponding function value of $\frac{m^m}{(m+1)^{m+1}}$.

Therefore, $\left(\frac{m}{m+1}, \frac{m^m}{(m+1)^{m+1}} \right)$.

The screenshot shows a TI-84 Plus calculator window with the following content:

- Function definition: $g(x) := x^m \cdot (1-x)$
- Solve command: $\text{solve}\left(\frac{d}{dx}(g(x))=0, x\right)$ resulting in $x = \frac{m}{m+1}$
- Function evaluation: $g\left(\frac{m}{m+1}\right)$ resulting in $\frac{\left(\frac{m}{m+1}\right)^m}{m+1}$

The screenshot shows a TI-84 Plus calculator window with the following content:

- Function definition: $\text{define } g(x) = x^m * (1-x)$
- Solve command: $\text{solve}\left(\frac{d}{dx}(g(x))=0, x\right)$ resulting in $\left\{x=0, \frac{1}{m-1}, x=\frac{m}{m+1}\right\}$
- Function evaluation: $g\left(\frac{m}{m+1}\right)$ resulting in $-\left(\frac{m}{m+1}-1\right) \cdot \left(\frac{m}{m+1}\right)^m$
- Simplify command: simplify(ans) resulting in $\frac{\left(\frac{m}{m+1}\right)^m}{m+1}$

Mark allocation: 2 marks

- 1 mark for finding the x -value of the maximum turning point
- 1 mark for writing the correct final answer in coordinate form

Question 1e.**Worked solution**

$$x = \frac{m-1}{m+1}$$

The maximum gradient will occur when the second derivative is equal to zero.

Solving $g''(x) = 0$ gives $x = \frac{m-1}{m+1}$.

The screenshot shows a TI-84 Plus calculator window titled "1.1" and "*Doc". The function $g(x) := x^m \cdot (1-x)$ is entered. Below it, the command `solve(d/dx(d/dx(g(x)))=0,x)` is entered. The calculator returns the solution $x = \frac{m-1}{m+1}$ or $m=0$. A yellow warning triangle is visible on the left side of the screen.

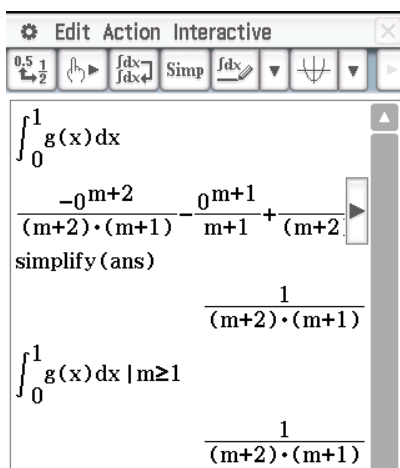
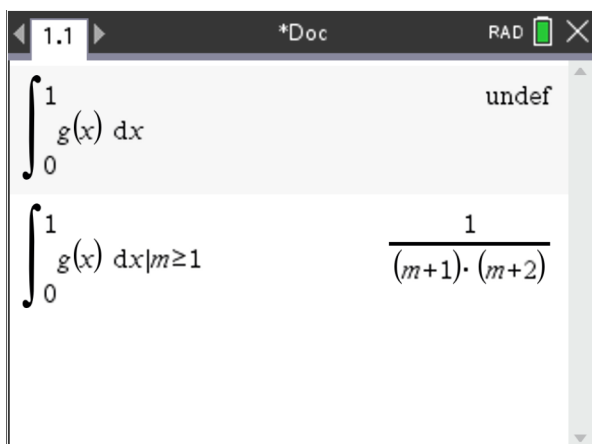
The screenshot shows a TI-84 Plus calculator window titled "Edit Action Interactive". The derivative $\frac{d}{dx} \left(\frac{d}{dx} (g(x)) \right)$ is entered. The calculator returns the expression $-m^2 \cdot x^{m-1} - m \cdot x^{m-1} + m^2 \cdot x^{m-1}$. Below this, the command `solve(ans=0,x)` is entered. The calculator returns the solution $\left\{ x=0^{\frac{1}{m-2}}, x=\frac{m}{m+1} - \frac{1}{m+1} \right\}$. Finally, the command `simplify(ans)` is entered, and the calculator returns the simplified solution $\left\{ x=0^{\frac{1}{m-2}}, x=\frac{m-1}{m+1} \right\}$.

Mark allocation: 2 marks

- 1 mark for setting the second derivative of g to zero
- 1 mark for the correct final answer

Question 1f.**Worked solution**

The area is given by $\int_0^1 g(x) dx = \frac{1}{(m+1)(m+2)}$.

**Mark allocation: 2 marks**

- 1 mark for the correct integral expression
- 1 mark for the correct final answer

Note: an answer of $\frac{1}{m+1} - \frac{1}{m+2}$ is equivalent and is therefore also accepted.

**Tip**

- *The TI and Classpad both struggle with this question. If your CAS is giving an undefined or unexpected result, then it may be an issue with the parameter domain. Try to execute the calculation again with an appropriate restriction on the parameter. Since m is a positive integer, we must have $m \geq 1$.*

Question 1g.**Worked solution**

m is even.

The gradient at $(1, 0)$ is always negative, so the tangent will touch the graph again as long as the degree of the polynomial is odd. The highest power of g can be seen by expanding the function: $g(x) = x^m - x^{m+1}$. Therefore, the degree is odd when m is even.

Mark allocation: 1 mark

- 1 mark for the correct answer

Question 2a.**Worked solution**

14 m

$$D(4) = 14$$

Mark allocation: 1 mark

- 1 mark for the correct answer

Question 2b.**Worked solution**

$$D'(3) = \frac{\pi\sqrt{2}}{6}$$

Mark allocation: 1 mark

- 1 mark for the correct answer

Question 2c.**Worked solution**

14.35 m

$$\frac{1}{8-0} \int_0^8 D(t) dt \approx 14.35$$

Mark allocation: 2 marks

- 1 mark for using the average value formula
- 1 mark for the correct answer

Question 2d.**Worked solution**

19.70

The maximum depth occurs when $t = 12$. Since the graph is symmetric about $t = 12$, the depth at $t = 10.5$ and $t = 13.5$ are the same. Therefore, the depth is above this height for three hours during the day: $D(10.5) = D(13.5) \approx 19.70$.

Mark allocation: 1 mark

- 1 mark for the correct answer

Question 2e.**Worked Solutions**

9.24

```
solve(d(t)=19,t)|0≤t≤24  
t=9.23936 or t=14.7606
```

Mark allocation: 1 mark

- 1 mark for the correct answer

**Tip**

- *When solving circular functions on your CAS, you will be given general solutions. Restrict the domain in order to find specific solutions.*

Question 2f.**Worked solution**

2 hours, 21 minutes.

The ship can enter the harbour at $t \approx 9.24$ and must leave the harbour by $t \approx 14.76$.

This gives a maximum time in the harbour of approximately 5.52 hours.

Subtracting the 90 minutes and 100 minutes gives a maximum time to unload of 2.3546 hours, which is equivalent to 2 hours, 21 minutes.

The screenshot shows a CAS calculator window with the following content:

```

1.1 *Doc RAD X
solve(d(t)=19,t)|0≤t≤24
t=9.23936 or t=14.7606
14.7606-9.23936 5.52124
5.52124-90/60-100/60 2.35457
0.35457·60 21.2742

```

Mark allocation: 2 marks

- 1 mark for finding the maximum time in the harbour or the maximum time available to unload (5.52 or 2.35)
- 1 mark for the correct answer in the specified form

**Tip**

- *Use the unrounded values in your CAS, rather than the rounded values that you write down on the page. This will help avoid compounding rounding errors.*

Question 2g.**Worked solution**

$$B - Ae = 12$$

and

$$B - Ae^{-1} = 20$$

A screenshot of a CAS calculator window titled "1.1" and "*Doc". The window shows the following text:

```

Define h(t)=b-a·ecos(π·t/12)
h(0)=12
h(12)=20

```

The results shown are:

$b - a \cdot e = 12$	Done
$b - a \cdot e^{-1} = 20$	

Mark allocation: 1 mark

- 1 mark for writing both equations

Note: writing the equations $H(0) = 12$ and $H(12) = 20$ is sufficient for earning this mark.

Question 2h.**Worked solution**

8 hours, 45 minutes

A screenshot of a CAS calculator window titled "1.1" and "*Doc". The window shows the following text:

```

solve(h(t)=19,t)|0≤t≤24
16.3739-7.62612
0.74778·60

```

The results shown are:

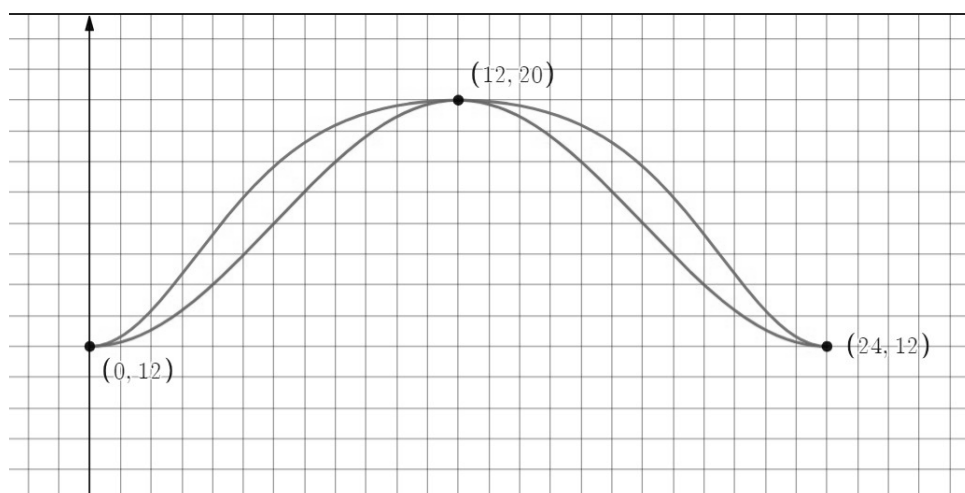
$t = 7.62612$ or $t = 16.3739$	
$16.3739 - 7.62612$	8.74778
$0.74778 \cdot 60$	44.8668

Mark allocation: 1 mark

- 1 mark for the correct answer

**Tip**

- Sometimes the CAS finds it difficult to solve inequalities. Solve for when the function is equal to a value and then use the graph to determine the horizontal values for which the function is above or below the value.

Question 2i.**Worked Solutions****Mark allocation: 2 marks**

- 1 mark for the correct shape of the graph, including the correct domain
- 1 mark for showing the graph intersecting with $y = D(t)$ at the three labelled points

Question 2j.**Worked Solutions**

The oceanographer's model is always above the original model, so the difference between them is given by $H(t) - D(t)$.

The maximum difference will occur when $\frac{d}{dt}(H(t) - D(t)) = 0$.

Solving this equation gives $t = 0, 5.38064, 12, 18.6194, 24$.

Trivially, the minimums occur at 0, 12, and 24, since they are when the models are equal.

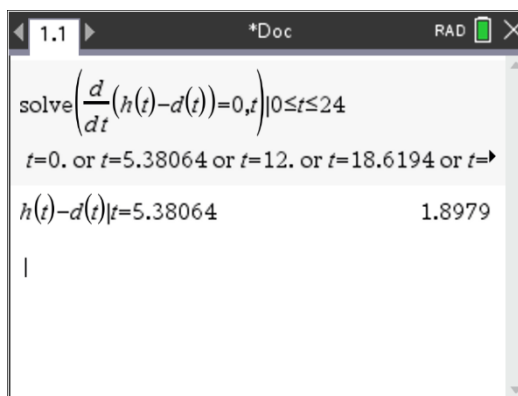
Therefore, the maximums occur at $t = 5.38064$ and 18.6194 .

Since the graphs are symmetric, these two values will give the same difference.

Therefore, the maximum difference is $H(5.38064) - D(5.38064) = 1.90$.

Mark allocation: 2 marks

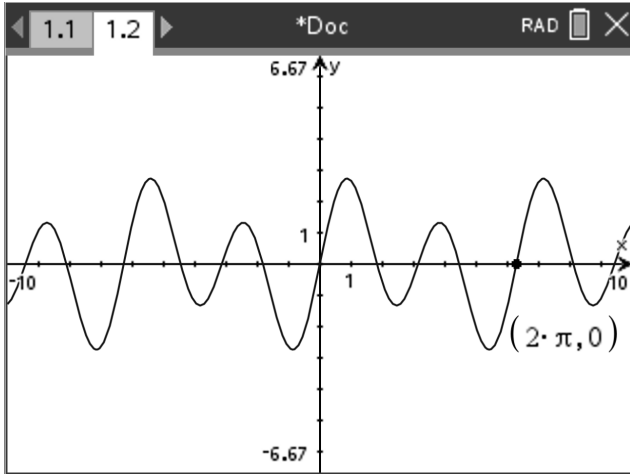
- 1 mark for the setting $\frac{d}{dt}(H(t) - D(t)) = 0$
- 1 mark for the correct answer



Question 3a.**Worked solution**

$$2\pi$$

This can be observed from the graph.

**Mark allocation: 1 mark**

- 1 mark for the correct answer

Question 3b.**Worked solution**

$$x = n\pi, n \in \mathbb{Z}$$

Mark allocation: 1 mark

- 1 mark for the correct answer

Question 3c.**Worked Solutions**

Applying Newton's method with $x_0 = 2$ gives $x_1 = 1.801$ and $x_2 = 1.823$.

$f(x) := \sin(x) \cdot (1 + 4 \cdot \cos(x))$	Done
$d(x) := \frac{d}{dx}(f(x))$	Done
2	2
$2 - \frac{f(2)}{d(2)}$	1.80061
$1.800606027416 - \frac{f(1.800606027416)}{d(1.800606027416)}$	1.82329

Edit Action Interactive	
$\frac{0.5}{1}$	$\frac{1}{2}$
$\frac{f(x)}{d(x)}$	$\frac{f(x)}{d(x)}$
Simp	$\frac{f(x)}{d(x)}$
$\frac{f(x)}{d(x)}$	$\frac{f(x)}{d(x)}$
$\frac{f(x)}{d(x)}$	$\frac{f(x)}{d(x)}$
define f(x)=sin(x)*(1+4cos(x)	done
define d(x)=diff(f(x),x	done
2	2
ans- $\frac{f(ans)}{d(ans)}$	1.800606027
ans- $\frac{f(ans)}{d(ans)}$	1.823292362

Mark allocation: 1 mark

- 1 mark for both correct answers

**Tip**

- To implement Newton's method efficiently on a CAS, you can type in the value of x_0 and press Enter. Then, typing in $\text{Ans} - \frac{f(\text{Ans})}{d(\text{Ans})}$ (where d has already been defined as the derivative of f) will allow you to find each successive estimate for x by simply pressing Enter (or execute) repeatedly.

Question 3d.**Worked solution**

Newton's method would converge to another x -intercept, $(\pi, 0)$.

$f(x) := \sin(x) \cdot (1 + 4 \cdot \cos(x))$	Done
$d(x) := \frac{d}{dx}(f(x))$	Done
3	3
$3 \cdot \frac{f(3)}{d(3)}$	3.14653
$3.1465298528262 - \frac{f(3.1465298528262)}{d(3.1465298528262)}$	3.14159
$3.1415924529982 - \frac{f(3.1415924529982)}{d(3.1415924529982)}$	3.14159

Mark allocation: 1 mark

- 1 mark for a correct explanation

Question 3e.**Worked solution**

$$\begin{aligned} \cos(x) &= \frac{-1 \pm \sqrt{1^2 - 4(8)(-4)}}{2(8)} \\ &= \frac{-1 \pm \sqrt{129}}{16} \end{aligned}$$

Mark allocation: 1 mark

- 1 mark for a correct method (e.g. quadratic formula) leading to the required result

Question 3f.**Worked solution**

$$x = \cos^{-1}\left(\frac{-1 + \sqrt{129}}{16}\right)$$

Mark allocation: 1 mark

- 1 mark for the correct answer

Question 3g.**Worked solution**

From the graph, it can be observed that $y = f(x)$ is above $y = g(x)$ from $x = \frac{\pi}{4}$ to $\frac{5\pi}{4}$.

Therefore, the area is $\int_{\frac{\pi}{4}}^{\frac{5\pi}{4}} [f(x) - g(x)] dx = 2\sqrt{2}$.

Mark allocation: 2 marks

- 1 mark for an appropriate integral
- 1 mark for the correct final answer

Question 3h.**Worked Solutions**

$$a = -1 \text{ and } b = \frac{\pi}{2}$$

$$f(ax + b) = \sin(ax + b)(1 + 4\cos(ax + b))$$

$$g(x) = \cos(x)(1 + 4\sin(x))$$

$$\therefore \sin(ax + b) = \cos(x) \text{ and } \cos(ax + b) = \sin(x)$$

There is no single, direct translation that transforms both sine into cosine and cosine into sine, so we must have $a = -1$. Then the smallest value of b which works is $b = \frac{\pi}{2}$.

Mark allocation: 2 marks

- 1 mark for $a = -1$
- 1 mark for $b = \frac{\pi}{2}$

Question 4a.**Worked solution**

$$\Pr(X < 600) \approx 0.2023$$

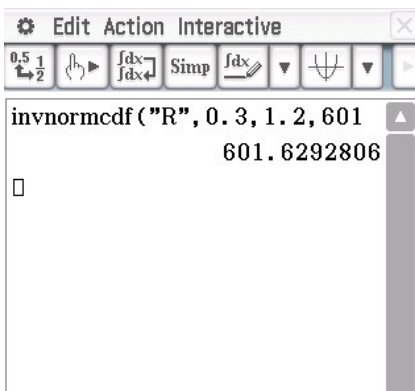
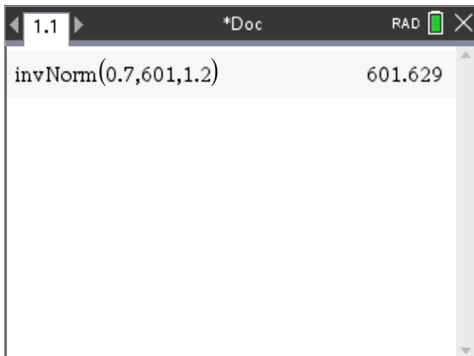
Mark allocation: 1 mark

- 1 mark for the correct answer

Question 4b.**Worked Solutions**

$$\Pr(X > a) = 0.3$$

$$a = 601.63$$

**Mark allocation: 1 mark**

- 1 mark for the correct answer

Question 4c.**Worked solution**

First, the standard score for the tenth percentile must be found.

$$\Pr(Z < z) = 0.1$$

$$z = -1.28155$$

Then the standard score can be used to find the new mean.

$$-1.28155 = \frac{600 - m}{1.2}$$

Solving this equation gives a new mean of 601.54 .

The screenshot shows a TI-84 Plus calculator window titled "1.1" with "RAD" mode selected. The input is `invNorm(0.1,0,1)` and the output is `-1.28155`. Below this, the equation `solve(-1.2815515665787 = (600-m)/1.2, m)` is entered, resulting in `m=601.538`.

The screenshot shows a TI-84 Plus calculator window titled "Edit Action Interactive". The input is `invnormcdf("L", 0.1, 1, 0)` and the output is `-1.281551566`. Below this, the equation `solve(ans = (600-m)/1.2, m)` is entered, resulting in `{m=601.5378619}`.

Mark allocation: 2 marks

- 1 mark for the correct method
- 1 mark for the correct answer

Question 4d.**Worked solution**

20

$$Y \sim \text{Bi}(200, 0.1)$$

$$\begin{aligned} E(Y) &= np \\ &= 0.1 \times 200 \\ &= 20 \end{aligned}$$

Mark allocation: 1 mark

- 1 mark for the correct answer

Question 4e.**Worked solution**

$$15\% \times 200 = 30$$

$$\begin{aligned} \Pr(Y > 30) &= \Pr(Y \geq 31) \\ &= 0.0095 \end{aligned}$$

The image shows two screenshots of a TI-84 Plus calculator interface. The top screenshot shows the command `binomCdf(200,0.1,31,200)` resulting in the value `0.009508`. The bottom screenshot shows the command `binomialcdf(31, 200, 200, 0.1)` resulting in the value `0.009508312`. Both screenshots show the calculator's interface with the command line and the result displayed.

Mark allocation: 2 marks

- 1 mark for correctly determining that 15% of 200 is 30
- 1 mark for the correct answer

Question 4f.**Worked solution**

0.3

$$\begin{aligned}\Pr(R \geq 2) &= \Pr(R = 2) + \Pr(R = 3) \\ &= 0.15 + 0.15 \\ &= 0.3\end{aligned}$$

Mark allocation: 1 mark

- 1 mark for the correct answer

Question 4g.**Worked solution** $\frac{1}{5}$

$$\begin{aligned}\Pr(2 \text{ in first year and } 2 \text{ in second year } 2 \mid 4 \text{ total}) &= \frac{\Pr(2 \text{ in year and } 2 \text{ in year } 2)}{\Pr(4 \text{ total})} \\ &= \frac{\Pr(2, 2)}{\Pr(1, 3) + \Pr(2, 2) + \Pr(3, 1)} \\ &= \frac{0.15 \times 0.15}{0.3 \times 0.15 + 0.15 \times 0.15 + 0.15 \times 0.3} \\ &= \frac{1}{5}\end{aligned}$$

Mark allocation: 2 marks

- 1 mark for recognising the correct conditional probability
- 1 mark for the correct answer

Question 4h.**Worked solution**

0.35

$$\begin{aligned}\hat{p} &= \frac{0.2455 + 0.4545}{2} \\ &= 0.35\end{aligned}$$

Mark allocation: 1 mark

- 1 mark for the correct answer

Question 4i.**Worked solution**

$$\text{upper limit} = \hat{p} + z\sqrt{\frac{\hat{p}(1-\hat{p})}{n}}$$

$$\therefore 0.4545 = 0.35 + 1.96\sqrt{\frac{0.35(1-0.35)}{n}}$$

Solving for n gives $n = 80$.

A screenshot of a TI-84 Plus calculator interface. The window title is '*Doc' and the mode is 'RAD'. The display shows the following steps:

- `invNorm(0.975,0,1)` resulting in `1.95996`
- The equation `solve(0.35+1.96*sqrt(0.35*(1-0.35)/n)=0.4545,n)` is entered.
- The solution `n=80.0315` is displayed.

A screenshot of a TI-84 Plus calculator interface. The window title is 'Edit Action Interactive'. The display shows the following steps:

- `invNormCDF("C", 0.95, 1, 0)` resulting in `-1.959963985`
- The equation `solve(0.35+1.96*sqrt(0.35*(1-0.35)/n)=0.4545,n)` is entered.
- The solution `{n=80.03150111}` is displayed.

The bottom of the screen shows the mode menu with 'Alg', 'Decimal', 'Cplx', and 'Rad' options.

Mark allocation: 2 marks

- 1 mark for the correct method
- 1 mark for the correct answer

Question 5a.**Worked solution**

$$(0,0) \text{ and } \left(1, \frac{a}{e}\right)$$

Mark allocation: 1 mark

- 1 mark for both correct answers

Question 5b.**Worked solution**

$$a \in (1, e]$$

Due to the shape of the graph, we require its y -value at the endpoint, $x = 1$, to be below the graph of $y = x$ in order for the graph to intersect with its inverse, thus creating a bounded region.

Hence,

$$\frac{a}{e} \leq 1$$

$$a \leq e$$

Since $a \in (1, \infty)$, we have $a \in (1, e]$.

Mark allocation: 2 marks

- 1 mark for a correct method
- 1 mark for the correct answer, including the lower limit of the set

Question 5c.**Worked solution**

$$\left(\frac{1}{m}, \frac{k}{me}\right)$$

Solving $g'(x) = 0$ for x gives $x = \frac{1}{m}$.

$$g\left(\frac{1}{m}\right) = \frac{k}{me}$$

The screenshot shows a mathematical software interface with the following content:

- Function: $g(x) := k \cdot \frac{x}{e^{m \cdot x}}$
- Derivative: $\frac{d}{dx}(g(x)) = (k - k \cdot m \cdot x) \cdot e^{-m \cdot x}$
- Solution: $\text{solve}((k - k \cdot m \cdot x) \cdot e^{-m \cdot x} = 0, x)$ resulting in $x = \frac{1}{m}$ or $k = 0$
- Final result: $g\left(\frac{1}{m}\right) = \frac{k \cdot e^{-1}}{m}$

Mark allocation: 2 marks

- 1 mark for setting the derivative of g to 0
- 1 mark for the correct coordinates

Question 5d.**Worked solution**

$$e^{-\frac{5}{2}}$$

Solving $g(x) = x$ for x when $k = e$ and $m = 1$ gives $x = 0$ and $x = 1$.

The graph of $y = g(x)$ is above the graph of $y = x$.

Hence, $\int_0^1 (g(x) - x) dx = e^{-\frac{5}{2}}$ when $k = e$ and $m = 1$.

TI-84 Plus calculator interface showing the following steps:

- Define $g(x) := k \cdot \frac{x}{e^{m \cdot x}}$ (Done)
- Solve $(g(x) = x, x) | k = e$ and $m = 1$ resulting in $x = 0$ or $x = 1$
- Calculate the integral $\int_0^1 (g(x) - x) dx | k = e$ and $m = 1$ resulting in $e^{-\frac{5}{2}}$

TI-84 Plus calculator interface in the Edit Action Interactive window showing the following steps:

- Define $g(x) = k \cdot \frac{x}{e^{m \cdot x}}$ (done)
- Solve $(g(x) = x, x) | k = e$ and $m = 1$ resulting in $\{x = 0, x = 1\}$
- Calculate the integral $\int_0^1 (g(x) - x) dx | k = e$ and $m = 1$ resulting in $e^{-\frac{5}{2}}$

Mark allocation: 2 marks

- 1 mark for finding the x -values of the two intersection points
- 1 mark for the correct answer

Question 5e.**Worked solution**

$$-\frac{k}{e^2}$$

A screenshot of a CAS calculator window titled '*Doc' in 'RAD' mode. The input field shows the derivative of $g(x)$ at $x = \frac{2}{m}$, and the result is $-k \cdot e^{-2}$.

Mark allocation: 1 mark

- 1 mark for the correct answer

Question 5f.**Worked solution**

The minimum gradient is $-\frac{k}{e^2}$ (from **5e.**).

Solving $-\frac{k}{e^2} = -1$ gives $k = e^2$.

The area bound by the four graphs is twice the area bound by $y = g(x)$ and $y = x$.

Solving $g(x) = x$ gives $x = 0$ and $x = \frac{2}{m}$.

$$\int_0^{\frac{2}{m}} (g(x) - x) dx = \frac{2(e^2 - 5)}{m^2} \text{ when } k = e^2.$$

A screenshot of a CAS calculator window titled '*Doc' in 'RAD' mode. It shows three steps: solving for k from $-\frac{k}{e^2} = -1$ to get $k = e^2$; solving $g(x) = x$ for x to get $x = \frac{2}{m}$ or $x = 0$; and calculating the area $2 \cdot \int_0^{\frac{2}{m}} (g(x) - x) dx$ for $k = e^2$, resulting in $\frac{2 \cdot (e^2 - 5)}{m^2}$.

Mark allocation: 3 marks

- 1 mark for finding that $k = e^2$
- 1 mark for an appropriate integral
- 1 mark for the correct answer

**Tip**

- *This question involves several parameters. It will be useful to sketch the graph(s) with a few different values of k and m . This will help you get a feel for the graphs that are possible and their general shape.*